



INTERNATIONAL
TRADE
ADMINISTRATION

Georgia Exports, Jobs, & Foreign Investment

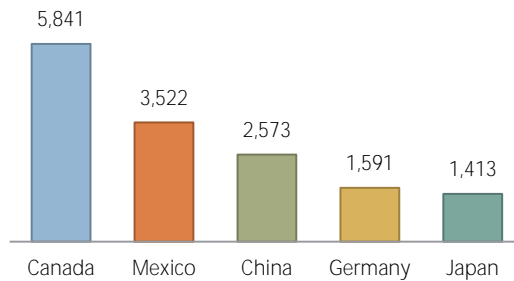
Georgia Depends on World Markets

- Exports from Georgia helped contribute to the \$2.21 trillion of U.S. goods and services exports in 2016.

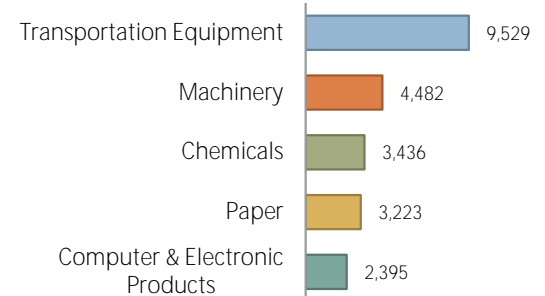
\$35.7 billion

Georgia goods exports in 2016

Georgia's Top 5 Export Markets
(Millions of U.S. Dollars)



Georgia's Top 5 Export Categories
(Millions of U.S. Dollars)

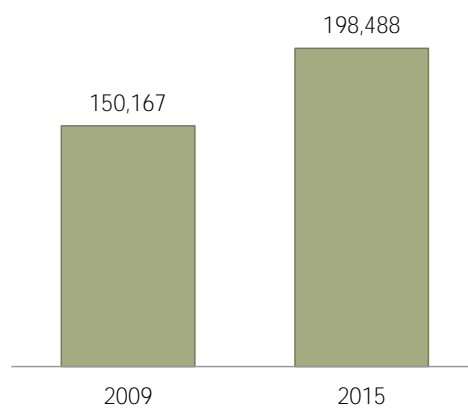


Exports Support Jobs

- Nationally, U.S. jobs supported by exports reached an estimated 11.5 million in 2015, up 1.9 million from 2009.

Jobs Supported by Georgia Goods Exports

Up by 48 Thousand Jobs Since 2009



198,488

U.S. jobs supported by goods exports from Georgia in 2015

94% of these jobs were supported by manufactured goods exports

Exports Sustain Thousands of Georgia Businesses

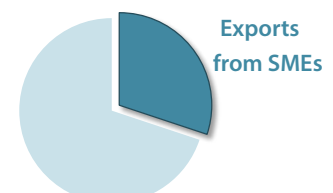
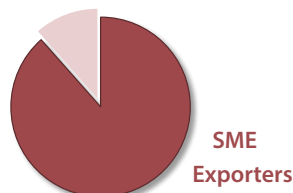
- A total of 14,547 companies exported from Georgia locations in 2014.

12,869

Number of small and medium-sized (SME) goods exporters in Georgia in 2014

SMEs account for **89%** of Georgia goods exporters

...and **30%** of known Georgia goods export value





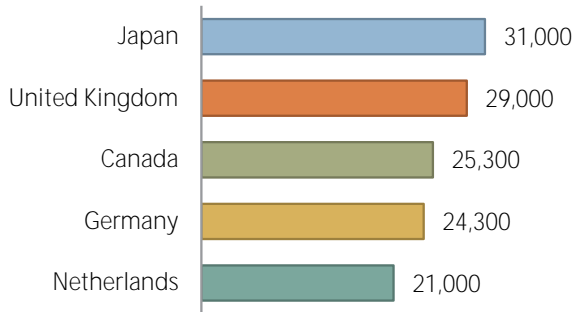
Georgia Exports, Jobs, & Foreign Investment

Foreign Investment & Jobs in Georgia

- In 2014, foreign-owned companies employed 217,500 Georgia workers

Georgia Employment in Foreign-Owned Companies

Number of Employees by Country of UBO



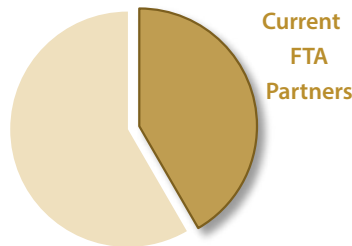
6.2%

Share of Georgia private-industry employment at foreign-owned firms

Free Trade Agreements

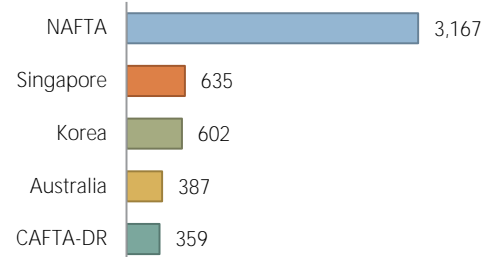
- The U.S. currently has 14 free trade agreements in force with 20 countries.
- Georgia's exports to U.S. FTA partners totaled \$14.9 billion in 2016.

In 2016, exports to FTA markets accounted for **42%** of Georgia exports



Since 2006, exports from Georgia to FTA markets have grown by **66%**

Top Dollar Growth, 2006-16
(Millions of U.S. Dollars)



Georgia's Metropolitan Exports

- Atlanta-Sandy Springs-Roswell is the 18th largest metro area reporting exports nationwide.

Metro Area	2015 Goods Export Value	Share of State Exports
Atlanta-Sandy Springs-Roswell	\$19.2 billion	54.5%
Savannah	\$5.4 billion	15.5%
Chattanooga	\$1.2 billion	*
Augusta-Richmond County	\$1.2 billion	*
Brunswick	\$986 million	2.8%
Gainesville	\$728 million	2.1%
Columbus	\$531 million	*
Dalton	\$493 million	1.4%
Albany	\$329 million	0.9%

*Share of state exports unavailable for MSAs that cross state lines

Prepared by the Office of Trade and Economic Analysis, International Trade Administration, U.S. Department of Commerce.

For more resources please see www.trade.gov/mas/ian. Sources include resources from the U.S. Department of Commerce's International Trade Administration, Bureau of the Census, and Bureau of Economic Analysis.