



INTERNATIONAL
TRADE
ADMINISTRATION

Hawaii Exports, Jobs, & Foreign Investment

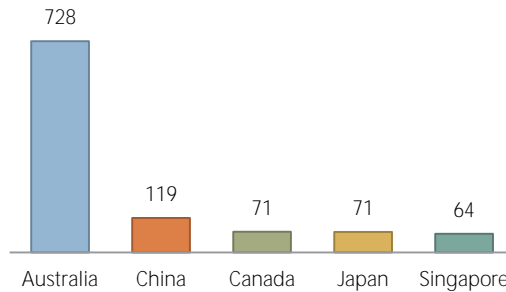
Hawaii Depends on World Markets

- Exports from Hawaii helped contribute to the \$2.21 trillion of U.S. goods and services exports in 2016.

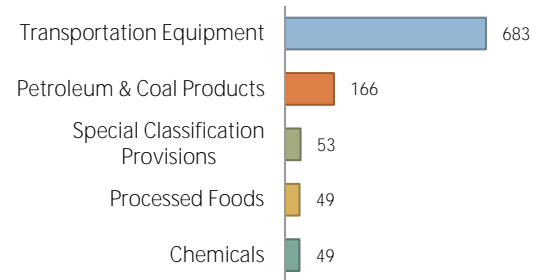
\$1.2 billion

Hawaii goods exports in 2016

Hawaii's Top 5 Export Markets (Millions of U.S. Dollars)



Hawaii's Top 5 Export Categories (Millions of U.S. Dollars)

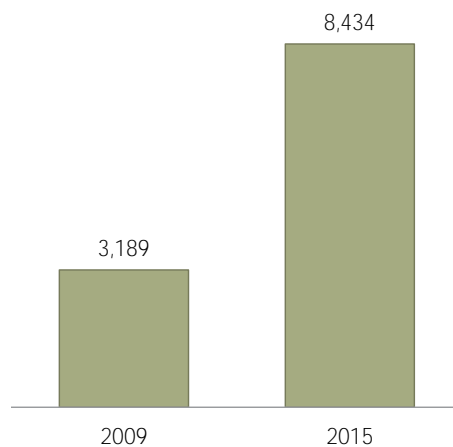


Exports Support Jobs

- Nationally, U.S. jobs supported by exports reached an estimated 11.5 million in 2015, up 1.9 million from 2009.

Jobs Supported by Hawaii Goods Exports

Up by 5 Thousand Jobs Since 2009



8,434

U.S. jobs supported by goods exports from Hawaii in 2015

90% of these jobs were supported by manufactured goods exports

Exports Sustain Hundreds of Hawaii Businesses

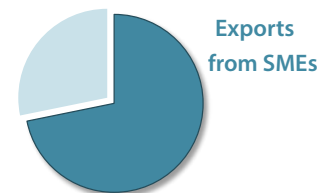
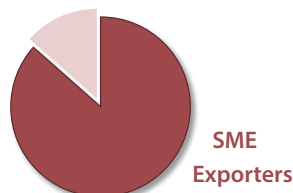
- A total of 883 companies exported from Hawaii locations in 2014.

764

Number of small and medium-sized (SME) goods exporters in Hawaii in 2014

SMEs account for **87%** of Hawaii goods exporters

...and **72%** of known Hawaii goods export value





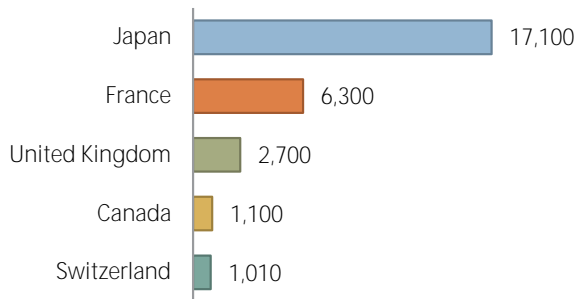
Hawaii Exports, Jobs, & Foreign Investment

Foreign Investment & Jobs in Hawaii

- In 2014, foreign-owned companies employed 37,000 Hawaii workers

Hawaii Employment in Foreign-Owned Companies

Number of Employees by Country of UBO



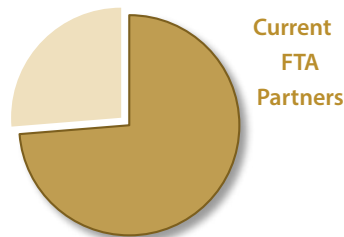
7.3%

Share of Hawaii private-industry employment at foreign-owned firms

Free Trade Agreements

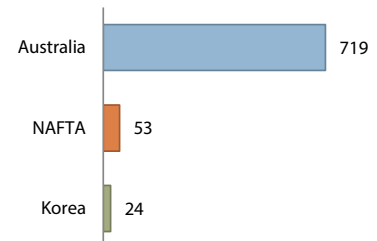
- The U.S. currently has 14 free trade agreements in force with 20 countries.
- Hawaii's exports to U.S. FTA partners totaled \$913.4 million in 2016.

In 2016, exports to FTA markets accounted for **74%** of Hawaii exports



Since 2006, exports from Hawaii to FTA markets have grown by **150%**

Top Dollar Growth, 2006-16 (Millions of U.S. Dollars)



Hawaii's Metropolitan Exports

- Urban Honolulu is the 222nd largest metro area reporting exports nationwide.

Metro Area	2015 Goods Export Value	Share of State Exports
Urban Honolulu	\$446 million	84.4%
Kahului-Wailuku-Lahaina	\$7 million	1.3%

Prepared by the Office of Trade and Economic Analysis, International Trade Administration, U.S. Department of Commerce.

For more resources please see www.trade.gov/mas/ian. Sources include resources from the U.S. Department of Commerce's International Trade Administration, Bureau of the Census, and Bureau of Economic Analysis.