



INTERNATIONAL
TRADE
ADMINISTRATION

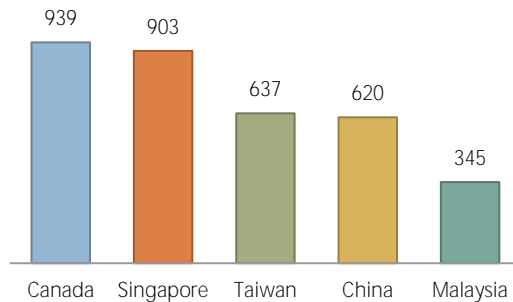
Idaho Exports, Jobs, & Foreign Investment

Idaho Depends on World Markets

- Exports from Idaho helped contribute to the \$2.21 trillion of U.S. goods and services exports in 2016.

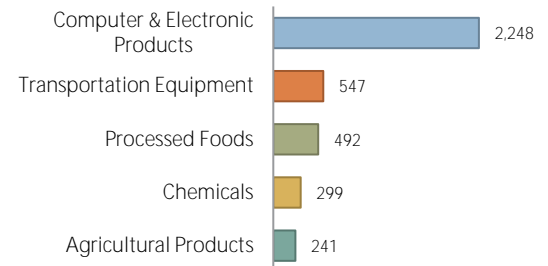
\$4.9 billion

Idaho's Top 5 Export Markets
(Millions of U.S. Dollars)



Idaho goods exports in 2016

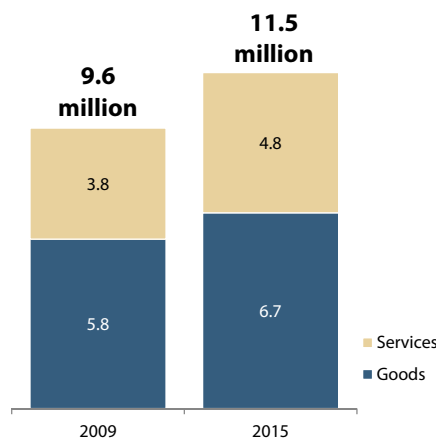
Idaho's Top 5 Export Categories
(Millions of U.S. Dollars)



Exports Support Jobs

- Nationally, U.S. jobs supported by exports reached an estimated 11.5 million in 2015, up 1.9 million from 2009.

Jobs Supported by Total U.S. Exports Up by 1.9 Million Jobs Since 2009



21,124

U.S. jobs supported by goods exports from Idaho in 2015

77% of these jobs were supported by manufactured goods exports

Exports Sustain Thousands of Idaho Businesses

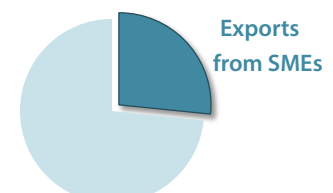
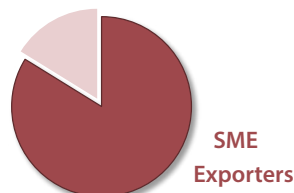
- A total of 1,816 companies exported from Idaho locations in 2014.

1,522

Number of small and medium-sized (SME) goods exporters in Idaho in 2014

SMEs account for **84%** of Idaho goods exporters

...and **27%** of known Idaho goods export value





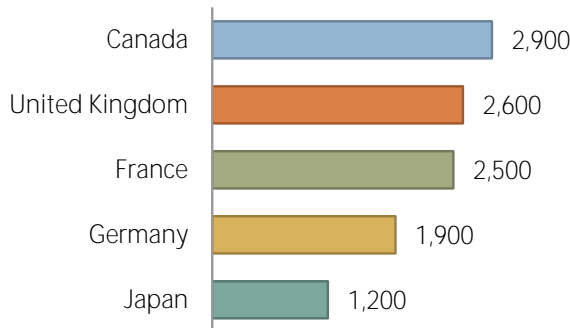
INTERNATIONAL
TRADE
ADMINISTRATION

Idaho Exports, Jobs, & Foreign Investment

Foreign Investment & Jobs in Idaho

- In 2014, foreign-owned companies employed 16,100 Idaho workers

Idaho Employment in Foreign-Owned Companies
Number of Employees by Country of UBO



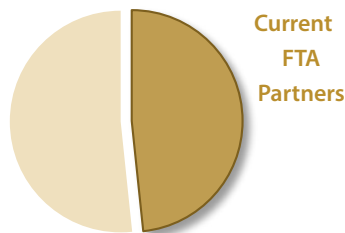
3.0%

Share of Idaho private-industry employment at foreign-owned firms

Free Trade Agreements

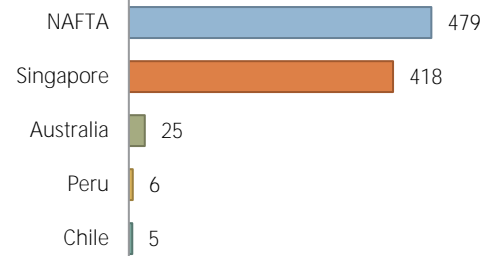
- The U.S. currently has 14 free trade agreements in force with 20 countries.
- Idaho's exports to U.S. FTA partners totaled \$2.4 billion in 2016.

In 2016, exports to FTA markets accounted for **48%** of Idaho exports



Since 2006, exports from Idaho to FTA markets have grown by **53%**

Top Dollar Growth, 2006-16
(Millions of U.S. Dollars)



Idaho's Metropolitan Exports

- Boise City is the 85th largest metro area reporting exports nationwide.

Metro Area	2015 Goods Export Value	Share of State Exports
Boise City	\$2.7 billion	62.6%
Logan	\$453 million	*
Idaho Falls	\$308 million	7.2%
Coeur d'Alene	\$203 million	4.8%
Pocatello	\$199 million	4.7%
Lewiston	\$99 million	*

*Share of state exports unavailable for MSAs that cross state lines

Prepared by the Office of Trade and Economic Analysis, International Trade Administration, U.S. Department of Commerce.

For more resources please see www.trade.gov/mas/ian. Sources include resources from the U.S. Department of Commerce's International Trade Administration, Bureau of the Census, and Bureau of Economic Analysis.