

Arkansas Manufacturing Facts

Manufacturers in Arkansas account for 14.4 percent of the total output in the state, employing 12.5 percent of the workforce. Total output from manufacturing was \$17.35 billion in 2016. In addition, there were 153,700 manufacturing employees in Arkansas in 2016, with an average annual compensation of \$56,728 in 2016.

Manufacturing Output and Firms

Total Manufacturing Output (*\$billions, 2016*) \$17.35
 (Percent share of total gross state product) 14.4%

Manufacturing Firms in Arkansas (*2015*) 2,310

Employment and Compensation

Manufacturing Employment (*2016*) 153,700
 (Percent share of nonfarm employment) 12.5%

Average Annual Compensation
 (*Manufacturing, 2016*) \$56,728
 (*Nonfarm Businesses, 2016*) \$39,201

Sources: U.S. Bureau of Economic Analysis and the U.S. Census Bureau

Figure 1: Arkansas Manufacturing Output, in Billions of Dollars, 2005–2016

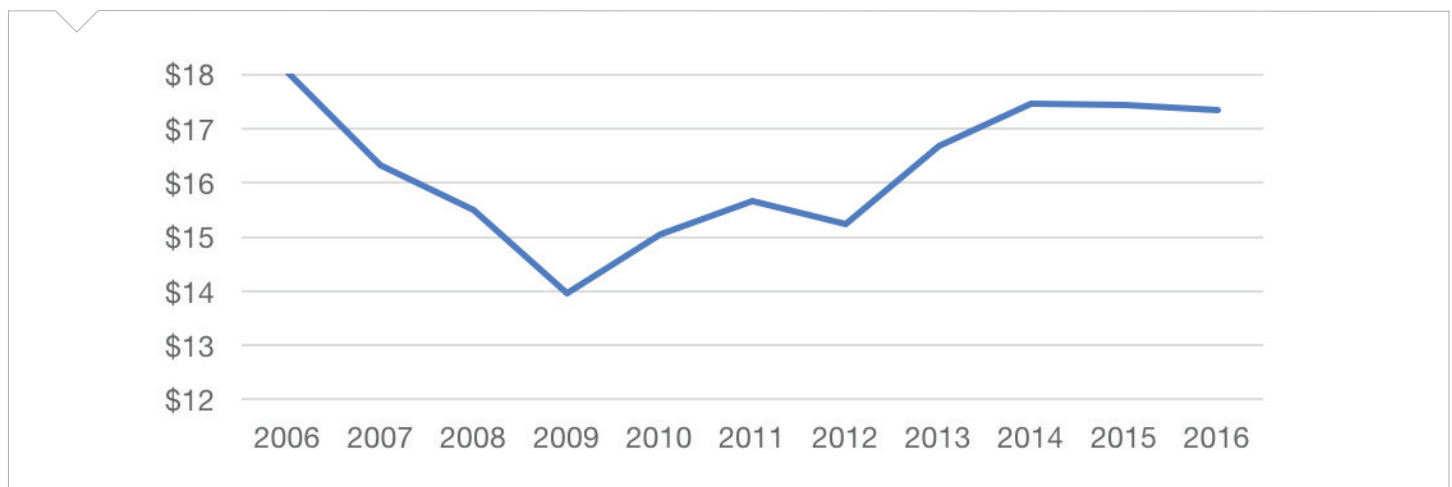
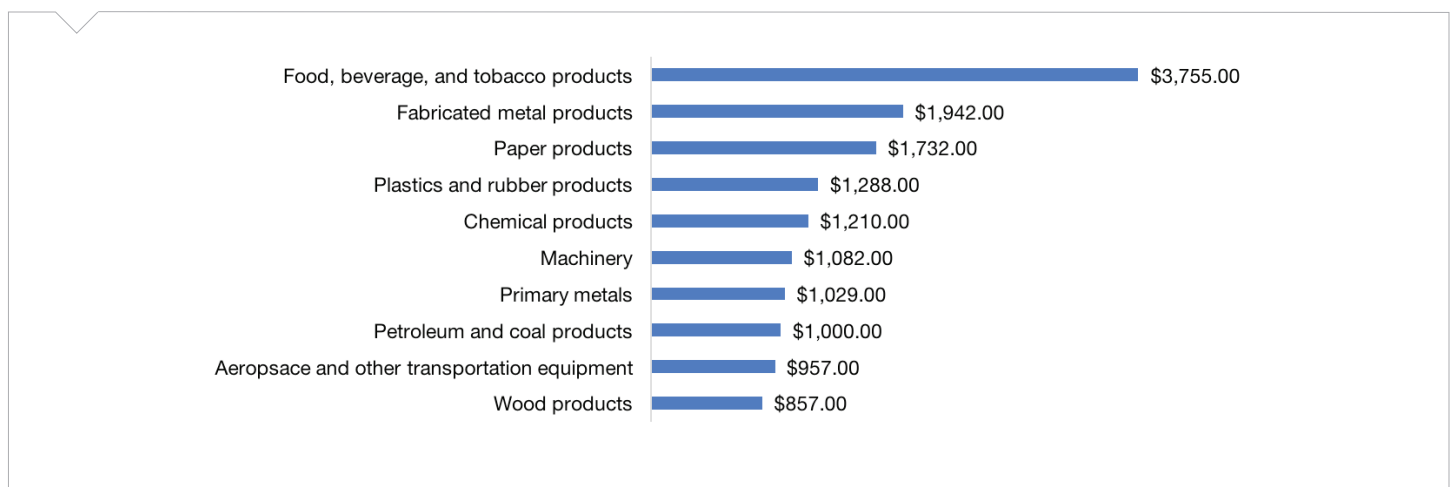


Figure 2: Top 10 Arkansas Manufacturing Sectors, in Millions of Dollars, 2015



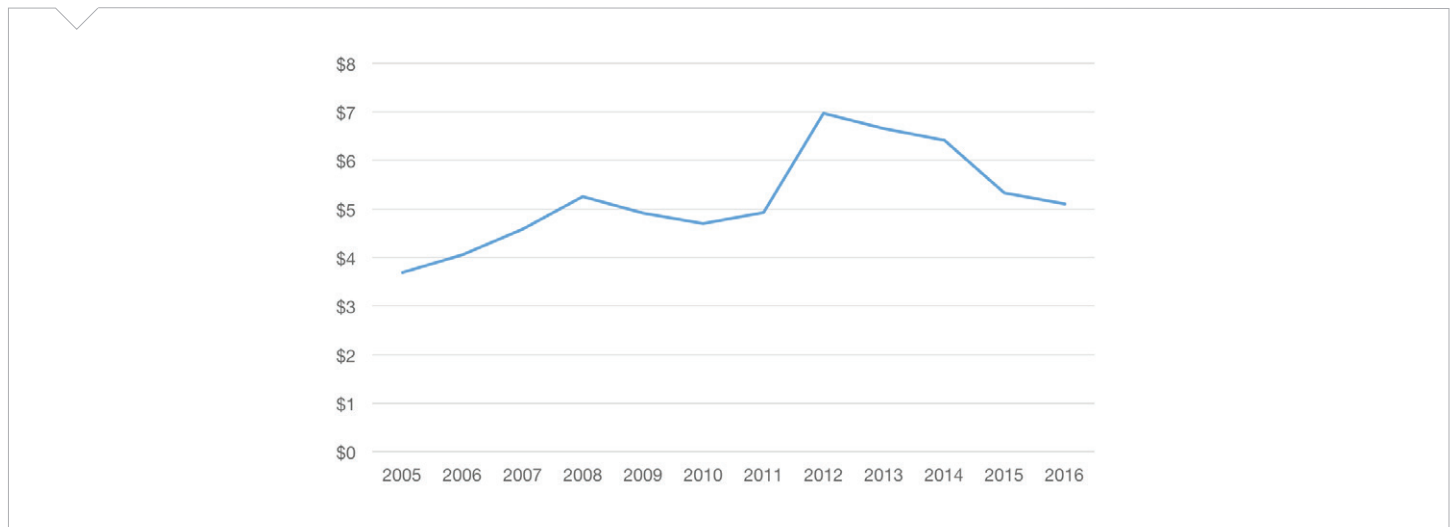
Arkansas Export Facts

Manufacturers help to drive Arkansas's economy, with \$5.10 billion in manufactured goods exports in 2016. That same year, \$2.32 billion in exports was with our free trade agreement (FTA) partners. This helps create jobs in the state, and 14.1 percent of its employment stemmed from exports in 2011. Small businesses comprised 80 percent of all exporters in Arkansas.

Manufactured Goods Exports (\$billions, 2016) (Percent share of total goods exports)	\$5.10 89.4%	Manufactured Goods to Free Trade Agreement Partners (\$billions, 2016) (Percent of total exports, 2016)	\$2.32 45.5%
U.S. Jobs Supported by Goods Exports (2015)	49,387	Total Manufactured Goods Exports to Canada and Mexico (\$billions, 2016) (Percent of total exports, 2016)	\$1.61 31.5%
Employment from Manufacturing Exports (Export share of manufacturing jobs, 2011)	14.1%	Top Five Export Markets (Percent of total manufactured goods exports, 2016)	56.41%
Small Business Share of Total Exporters (2015)	80%	<ul style="list-style-type: none"> • Canada (22.00%) • France (15.35%) • Mexico (9.50%) • China (4.91%) • Japan (4.67%) 	
Growth in Manufactured Goods Exports (2010–2016)	8.5%		

Sources: International Trade Administration, U.S. Census Bureau

Figure 3: Arkansas's Manufactured Goods Exports, in Billions of Dollars, 2000-2016



Additional Trade Facts

- The 20 U.S. FTA partners purchased nearly 48 percent (\$603 billion) of U.S. manufactured goods exports in 2016 – even though these countries represent only six percent of the world's population and 10 percent of GDP.
- FTA countries: Australia, Bahrain, Canada, Chile, Columbia, Costa Rica, Dominican Republic, El Salvador, Guatemala, Honduras, Israel, Jordan, Mexico, Morocco, Nicaragua, Oman, Panama, Peru, Singapore and South Korea.
- Visit www.nam.org/statedata or www.nam.org/trade for more information.