



INTERNATIONAL  
**TRADE**  
ADMINISTRATION

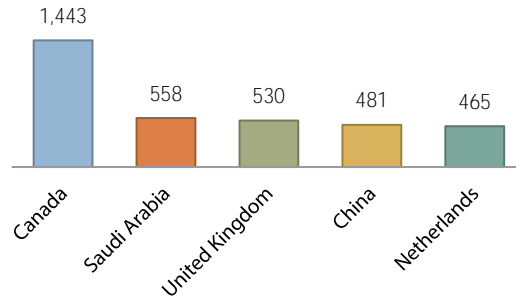
# Maryland Exports, Jobs, & Foreign Investment

## Maryland Depends on World Markets

- Exports from Maryland helped contribute to the \$2.21 trillion of U.S. goods and services exports in 2016.

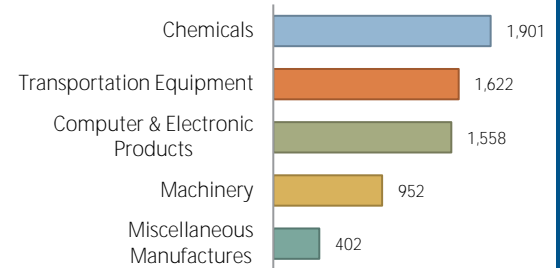
# \$9.3 billion

Maryland's Top 5 Export Markets  
(Millions of U.S. Dollars)



## Maryland goods exports in 2016

Maryland's Top 5 Export Categories  
(Millions of U.S. Dollars)

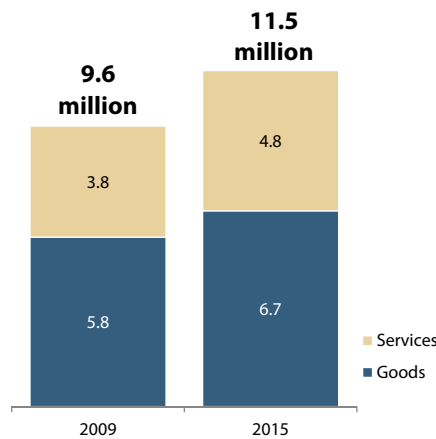


## Exports Support Jobs

- Nationally, U.S. jobs supported by exports reached an estimated 11.5 million in 2015, up 1.9 million from 2009.

## Jobs Supported by Total U.S. Exports

Up by 1.9 Million Jobs Since 2009



# 46,385

U.S. jobs supported by goods exports from Maryland in 2015

**92%** of these jobs were supported by manufactured goods exports

## Exports Sustain Thousands of Maryland Businesses

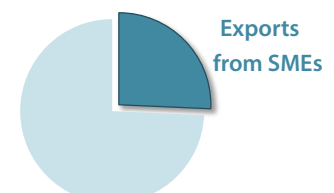
- A total of 6,832 companies exported from Maryland locations in 2014.

# 6,015

Number of small and medium-sized (SME) goods exporters in Maryland in 2014

SMEs account for **88%** of Maryland goods exporters

...and **26%** of known Maryland goods export value





INTERNATIONAL  
**TRADE**  
ADMINISTRATION

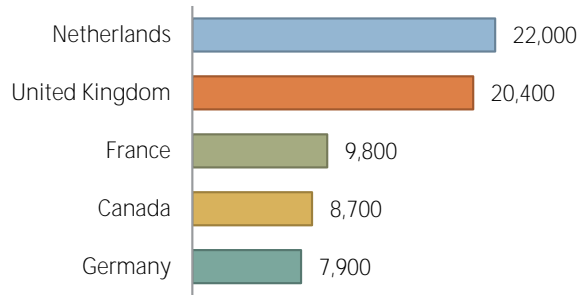
# Maryland Exports, Jobs, & Foreign Investment

## Foreign Investment & Jobs in Maryland

- In 2014, foreign-owned companies employed 103,800 Maryland workers

### Maryland Employment in Foreign-Owned Companies

Number of Employees by Country of UBO



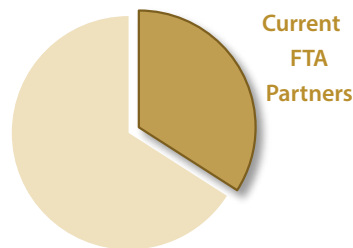
**4.9%**

Share of Maryland private-industry employment at foreign-owned firms

## Free Trade Agreements

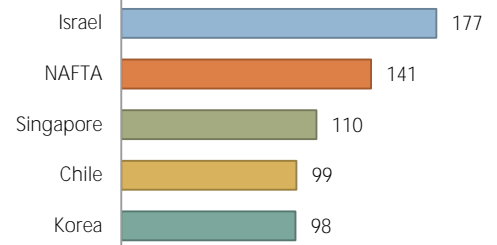
- The U.S. currently has 14 free trade agreements in force with 20 countries.
- Maryland's exports to U.S. FTA partners totaled \$3.2 billion in 2016.

In 2016, exports to FTA markets accounted for **34%** of Maryland exports



Since 2006, exports from Maryland to FTA markets have grown by **33%**

Top Dollar Growth, 2006-16  
(Millions of U.S. Dollars)



## Maryland's Metropolitan Exports

- Washington-Arlington-Alexandria is the 24th largest metro area reporting exports nationwide.

Metro Area	2015 Goods Export Value	Share of State Exports
Washington-Arlington-Alexandria	\$13.9 billion	*
Baltimore-Columbia-Towson	\$6.0 billion	66.0%
Salisbury	\$496 million	*
Hagerstown-Martinsburg	\$188 million	*
Cumberland	\$30 million	*
California-Lexington Park	\$15 million	0.2%

\*Share of state exports unavailable for MSAs that cross state lines

Prepared by the Office of Trade and Economic Analysis, International Trade Administration, U.S. Department of Commerce.

For more resources please see [www.trade.gov/mas/ian](http://www.trade.gov/mas/ian). Sources include resources from the U.S. Department of Commerce's International Trade Administration, Bureau of the Census, and Bureau of Economic Analysis.