



INTERNATIONAL
TRADE
ADMINISTRATION

Nevada Exports, Jobs, & Foreign Investment

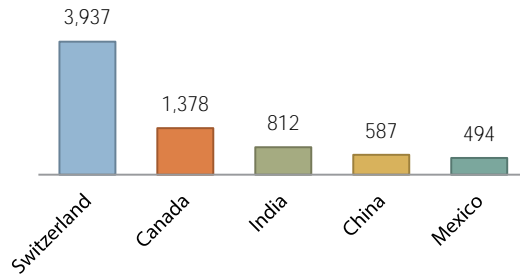
Nevada Depends on World Markets

- Exports from Nevada helped contribute to the \$2.21 trillion of U.S. goods and services exports in 2016.

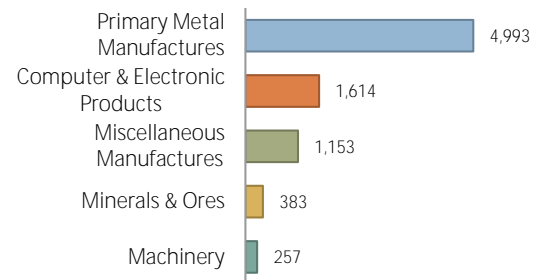
\$9.8 billion

Nevada goods exports in 2016

Nevada's Top 5 Export Markets
(Millions of U.S. Dollars)



Nevada's Top 5 Export Categories
(Millions of U.S. Dollars)

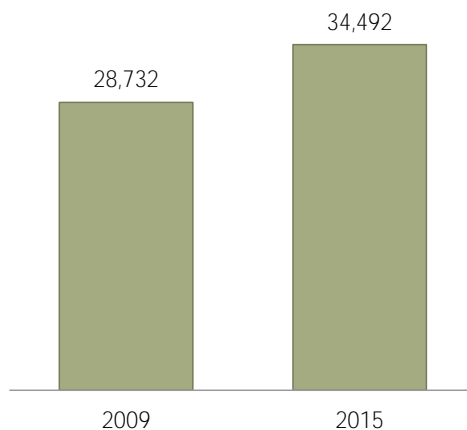


Exports Support Jobs

- Nationally, U.S. jobs supported by exports reached an estimated 11.5 million in 2015, up 1.9 million from 2009.

Jobs Supported by Nevada Goods Exports

Up by 6 Thousand Jobs Since 2009



34,492

U.S. jobs supported by goods exports from Nevada in 2015

92% of these jobs were supported by manufactured goods exports

Exports Sustain Thousands of Nevada Businesses

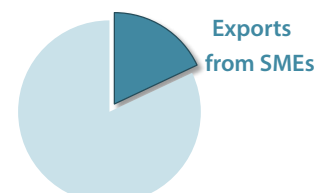
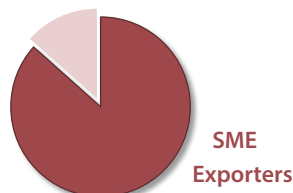
- A total of 3,104 companies exported from Nevada locations in 2014.

2,688

Number of small and medium-sized (SME) goods exporters in Nevada in 2014

SMEs account for **87%** of Nevada goods exporters

...and **18%** of known Nevada goods export value





INTERNATIONAL
TRADE
ADMINISTRATION

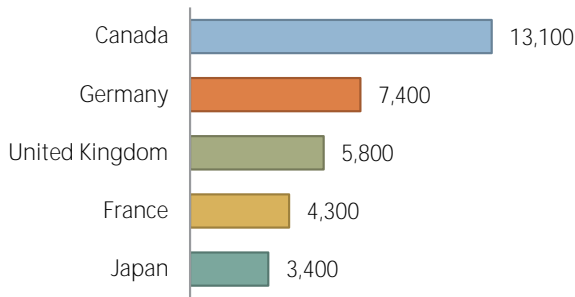
Nevada Exports, Jobs, & Foreign Investment

Foreign Investment & Jobs in Nevada

- In 2014, foreign-owned companies employed 45,800 Nevada workers

Nevada Employment in Foreign-Owned Companies

Number of Employees by Country of UBO



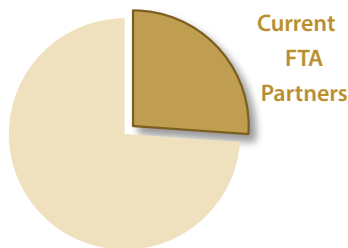
4.3%

Share of Nevada private-industry employment at foreign-owned firms

Free Trade Agreements

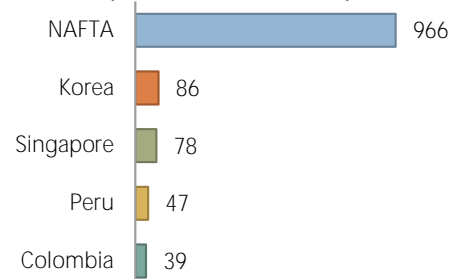
- The U.S. currently has 14 free trade agreements in force with 20 countries.
- Nevada's exports to U.S. FTA partners totaled \$2.6 billion in 2016.

In 2016, exports to FTA markets accounted for **26%** of Nevada exports



Since 2006, exports from Nevada to FTA markets have grown by **99%**

Top Dollar Growth, 2006-16 (Millions of U.S. Dollars)



Nevada's Metropolitan Exports

- Las Vegas-Henderson-Paradise is the 79th largest metro area reporting exports nationwide.

Metro Area	2015 Goods Export Value	Share of State Exports
Las Vegas-Henderson-Paradise	\$2.9 billion	29.7%
Reno	\$1.9 billion	19.8%
Carson City	\$119 million	1.2%

Prepared by the Office of Trade and Economic Analysis, International Trade Administration, U.S. Department of Commerce.

For more resources please see www.trade.gov/mas/ian. Sources include resources from the U.S. Department of Commerce's International Trade Administration, Bureau of the Census, and Bureau of Economic Analysis.