



INTERNATIONAL
TRADE
ADMINISTRATION

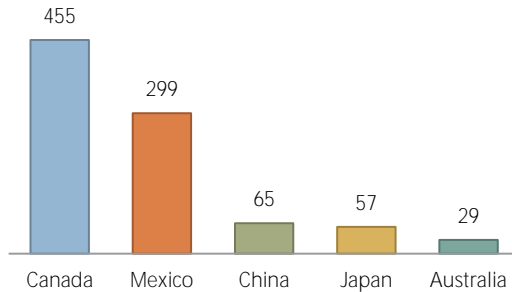
South Dakota Exports, Jobs, & Foreign Investment

South Dakota Depends on World Markets

- Exports from South Dakota helped contribute to the \$2.21 trillion of U.S. goods and services exports in 2016.

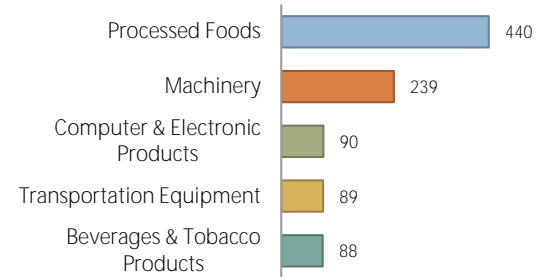
\$1.2 billion

South Dakota's Top 5 Export Markets (Millions of U.S. Dollars)



South Dakota goods exports in 2016

South Dakota's Top 5 Export Categories (Millions of U.S. Dollars)

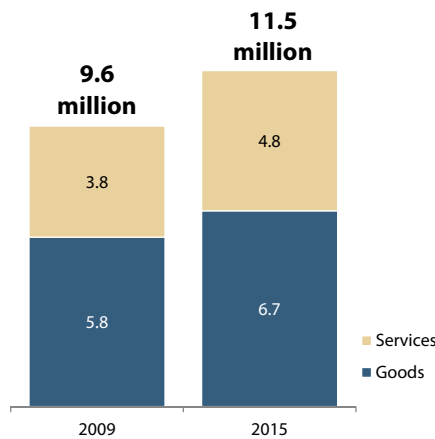


Exports Support Jobs

- Nationally, U.S. jobs supported by exports reached an estimated 11.5 million in 2015, up 1.9 million from 2009.

Jobs Supported by Total U.S. Exports

Up by 1.9 Million Jobs Since 2009



23,848

U.S. jobs supported by goods exports from South Dakota in 2015

33% of these jobs were supported by manufactured goods exports

Exports Sustain Hundreds of South Dakota Businesses

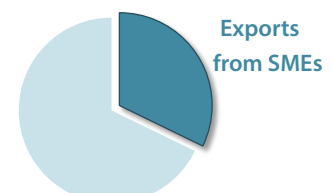
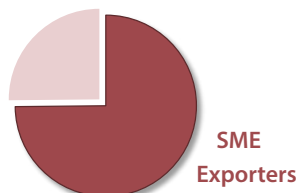
- A total of 982 companies exported from South Dakota locations in 2014.

735

Number of small and medium-sized (SME) goods exporters in South Dakota in 2014

SMEs account for **75%** of South Dakota goods exporters

...and **32%** of known South Dakota goods export value





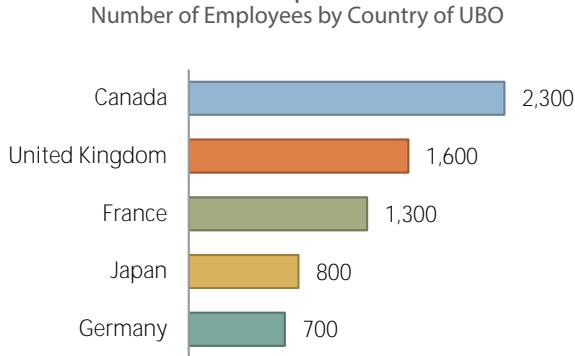
INTERNATIONAL
TRADE
ADMINISTRATION

South Dakota Exports, Jobs, & Foreign Investment

Foreign Investment & Jobs in South Dakota

- In 2014, foreign-owned companies employed 13,000 South Dakota workers

South Dakota Employment in Foreign-Owned Companies



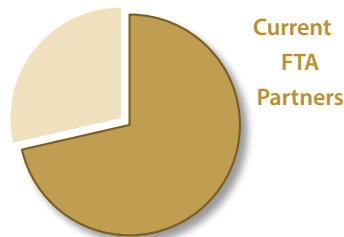
3.7%

Share of South Dakota private-industry employment at foreign-owned firms

Free Trade Agreements

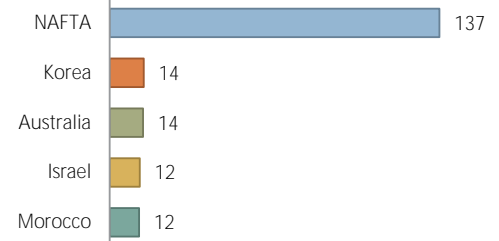
- The U.S. currently has 14 free trade agreements in force with 20 countries.
- South Dakota's exports to U.S. FTA partners totaled \$864.3 million in 2016.

In 2016, exports to FTA markets accounted for **71%** of South Dakota exports



Since 2006, exports from South Dakota to FTA markets have grown by **27%**

Top Dollar Growth, 2006-16 (Millions of U.S. Dollars)



South Dakota's Metropolitan Exports

- Sioux City is the 126th largest metro area reporting exports nationwide.

Metro Area	2015 Goods Export Value	Share of State Exports
Sioux City	\$1.3 billion	*
Sioux Falls	\$375 million	21.7%
Rapid City	\$16 million	0.9%

*Share of state exports unavailable for MSAs that cross state lines

Prepared by the Office of Trade and Economic Analysis, International Trade Administration, U.S. Department of Commerce.

For more resources please see www.trade.gov/mas/ian. Sources include resources from the U.S. Department of Commerce's International Trade Administration, Bureau of the Census, and Bureau of Economic Analysis.