



INTERNATIONAL
TRADE
ADMINISTRATION

Virginia Exports, Jobs, & Foreign Investment

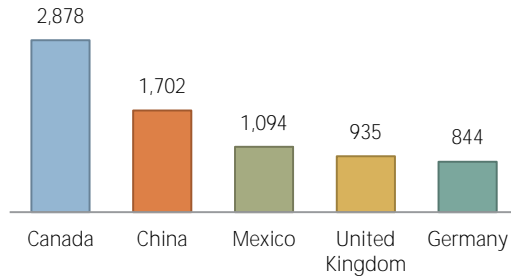
Virginia Depends on World Markets

- Exports from Virginia helped contribute to the \$2.21 trillion of U.S. goods and services exports in 2016.

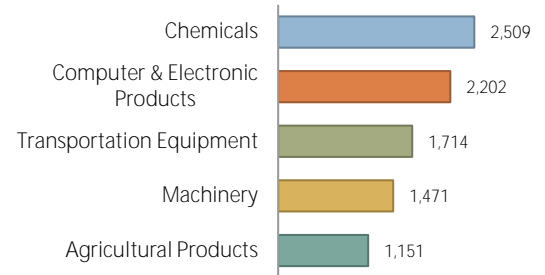
\$16.4 billion

Virginia goods exports in 2016

Virginia's Top 5 Export Markets
(Millions of U.S. Dollars)



Virginia's Top 5 Export Categories
(Millions of U.S. Dollars)

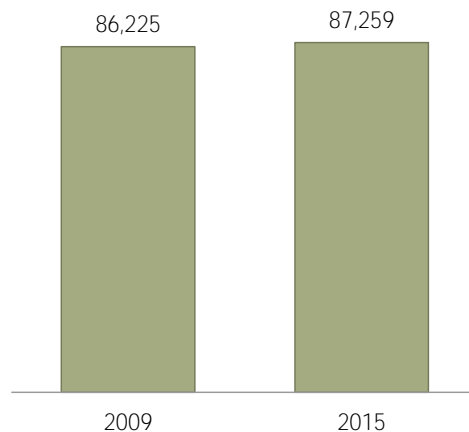


Exports Support Jobs

- Nationally, U.S. jobs supported by exports reached an estimated 11.5 million in 2015, up 1.9 million from 2009.

Jobs Supported by Virginia Goods Exports

Up by 1 Thousand Jobs Since 2009



87,259

U.S. jobs supported by goods exports from Virginia in 2015

90% of these jobs were supported by manufactured goods exports

Exports Sustain Thousands of Virginia Businesses

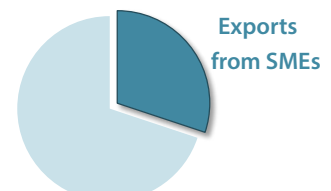
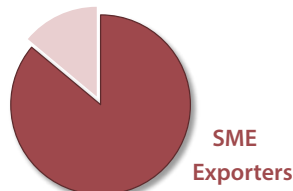
- A total of 7,704 companies exported from Virginia locations in 2014.

6,630

Number of small and medium-sized (SME) goods exporters in Virginia in 2014

SMEs account for **86%** of Virginia goods exporters

...and **30%** of known Virginia goods export value





INTERNATIONAL
TRADE
ADMINISTRATION

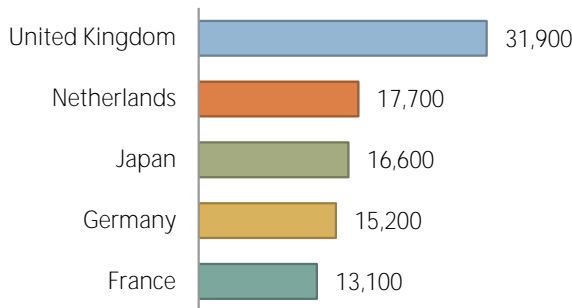
Virginia Exports, Jobs, & Foreign Investment

Foreign Investment & Jobs in Virginia

- In 2014, foreign-owned companies employed 175,800 Virginia workers

Virginia Employment in Foreign-Owned Companies

Number of Employees by Country of UBO



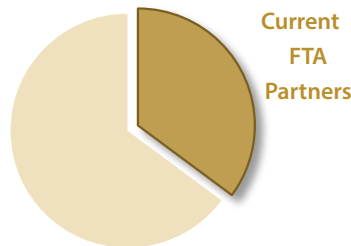
5.8%

Share of Virginia private-industry employment at foreign-owned firms

Free Trade Agreements

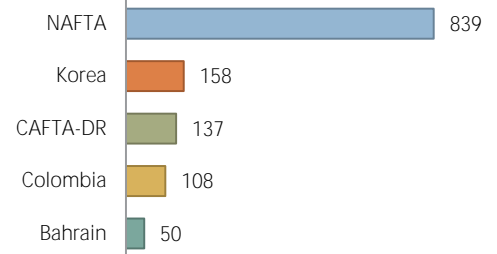
- The U.S. currently has 14 free trade agreements in force with 20 countries.
- Virginia's exports to U.S. FTA partners totaled \$5.8 billion in 2016.

In 2016, exports to FTA markets accounted for **35%** of Virginia exports



Since 2006, exports from Virginia to FTA markets have grown by **23%**

Top Dollar Growth, 2006-16
(Millions of U.S. Dollars)



Virginia's Metropolitan Exports

- Washington-Arlington-Alexandria is the 24th largest metro area reporting exports nationwide.

Metro Area	2015 Goods Export Value	Share of State Exports
Washington-Arlington-Alexandria	\$13.9 billion	*
Kingsport-Bristol-Bristol	\$4.6 billion	*
Virginia Beach-Norfolk-Newport News	\$3.6 billion	*
Richmond	\$3.3 billion	18.9%
Blacksburg-Christiansburg-Radford	\$1.1 billion	6.1%
Roanoke	\$638 million	3.6%
Harrisonburg	\$544 million	3.1%
Lynchburg	\$522 million	3.0%
Winchester	\$291 million	*

*Share of state exports unavailable for MSAs that cross state lines

Prepared by the Office of Trade and Economic Analysis, International Trade Administration, U.S. Department of Commerce.

For more resources please see www.trade.gov/mas/ian. Sources include resources from the U.S. Department of Commerce's International Trade Administration, Bureau of the Census, and Bureau of Economic Analysis.