



INTERNATIONAL
TRADE
ADMINISTRATION

Wisconsin Exports, Jobs, & Foreign Investment

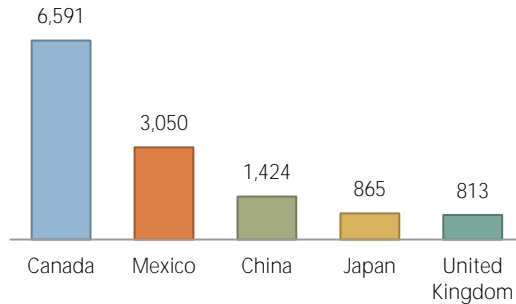
Wisconsin Depends on World Markets

- Exports from Wisconsin helped contribute to the \$2.21 trillion of U.S. goods and services exports in 2016.

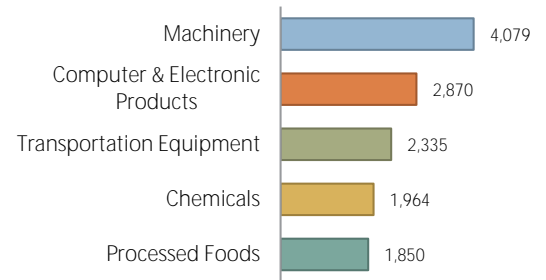
\$21.0 billion

Wisconsin goods exports in 2016

Wisconsin's Top 5 Export Markets (Millions of U.S. Dollars)



Wisconsin's Top 5 Export Categories (Millions of U.S. Dollars)

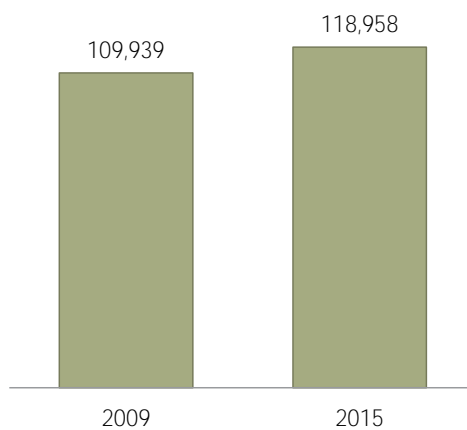


Exports Support Jobs

- Nationally, U.S. jobs supported by exports reached an estimated 11.5 million in 2015, up 1.9 million from 2009.

Jobs Supported by Wisconsin Goods Exports

Up by 9 Thousand Jobs Since 2009



118,958

U.S. jobs supported by goods exports from Wisconsin in 2015

93% of these jobs were supported by manufactured goods exports

Exports Sustain Thousands of Wisconsin Businesses

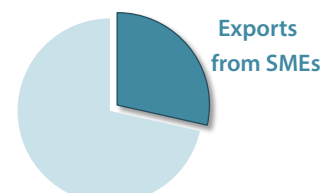
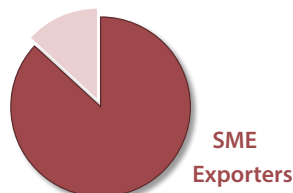
- A total of 8,857 companies exported from Wisconsin locations in 2014.

7,691

Number of small and medium-sized (SME) goods exporters in Wisconsin in 2014

SMEs account for **87%** of Wisconsin goods exporters

...and **29%** of known Wisconsin goods export value





INTERNATIONAL
TRADE
ADMINISTRATION

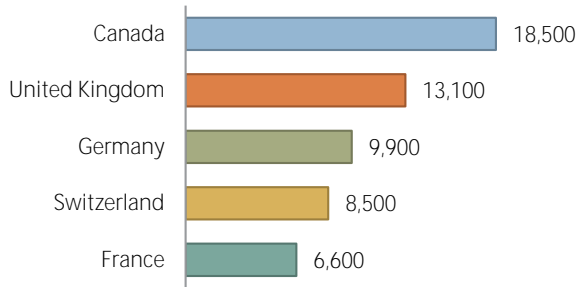
Wisconsin Exports, Jobs, & Foreign Investment

Foreign Investment & Jobs in Wisconsin

- In 2014, foreign-owned companies employed 90,000 Wisconsin workers

Wisconsin Employment in Foreign-Owned Companies

Number of Employees by Country of UBO



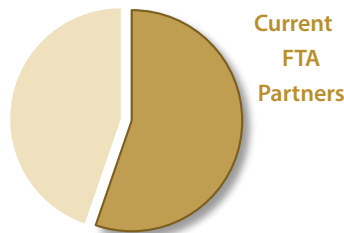
3.7%

Share of Wisconsin private-industry employment at foreign-owned firms

Free Trade Agreements

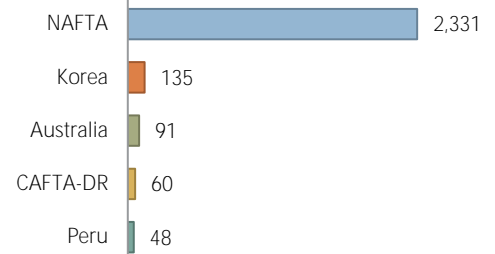
- The U.S. currently has 14 free trade agreements in force with 20 countries.
- Wisconsin's exports to U.S. FTA partners totaled \$11.6 billion in 2016.

In 2016, exports to FTA markets accounted for **55%** of Wisconsin exports



Since 2006, exports from Wisconsin to FTA markets have grown by **30%**

Top Dollar Growth, 2006-16 (Millions of U.S. Dollars)



Wisconsin's Metropolitan Exports

- Milwaukee-Waukesha-West Allis is the 41st largest metro area reporting exports nationwide.

Metro Area	2015 Goods Export Value	Share of State Exports
Milwaukee-Waukesha-West Allis	\$8.0 billion	34.7%
Madison	\$2.3 billion	10.0%
Oshkosh-Neenah	\$1.3 billion	5.8%
Racine	\$1.2 billion	5.4%
Green Bay	\$968 million	4.2%
Janesville-Beloit	\$966 million	4.2%
Appleton	\$838 million	3.7%
Eau Claire	\$813 million	3.6%
Sheboygan	\$686 million	3.0%

*Share of state exports unavailable for MSAs that cross state lines

Prepared by the Office of Trade and Economic Analysis, International Trade Administration, U.S. Department of Commerce.

For more resources please see www.trade.gov/mas/ian. Sources include resources from the U.S. Department of Commerce's International Trade Administration, Bureau of the Census, and Bureau of Economic Analysis.